



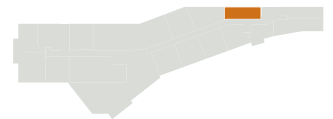
# Floorplan D 486 SQ. FT. (APPROX.) ONE BEDROOM



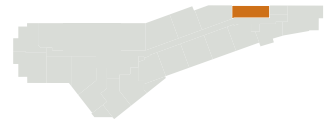
Parkade



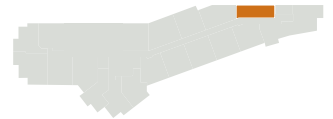
Level 1



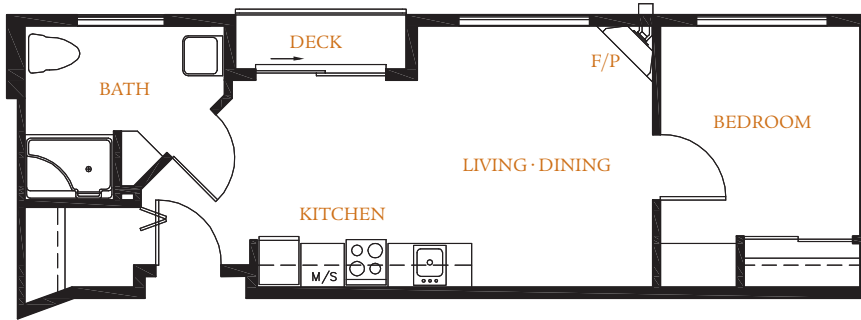
Level 2



Level 3



Level 4



Parkade

Level 1  
Suite 108

Level 2  
Suite 214

Level 3  
Suite 314

Level 4

In order to maintain the high standards of the development, Harrison Landing reserves the right to make modifications and/or substitutions to the building designs, specifications, and features, without notice, should they be necessary. Some features and options may be plan dependent and may not be available in some suites. Floor plans, elevations, room sizes, and square footages are based on preliminary architectural drawings and may vary. E & O.E.



Harrison Landing  
[www.harrisonlanding.com](http://www.harrisonlanding.com)